
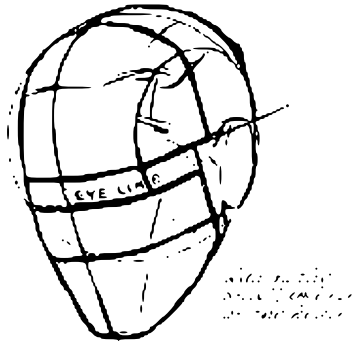
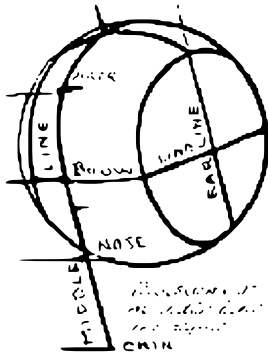


THE DIVIDED BALL AND PLANE METHOD



The plane may be raised or lowered on the ball. The ears are set in as a rule with it. See Page 4 for application.

How To Set up the Ball and Plane

Draw the ball as before, but now we drop the middle line down off the ball. Divide middle line into four parts that appear equal, each part being equal to half the distance from Browline to top of ball. Slice off sides by dropping earline straight down. Middle line and earline are parallel. The eyeline now drops below the equator, which is now the Browline. Establish Browline in middle of plane to run around to ear. Ear fastens on at intersection of eye and ear lines. Plane stops just short of ear. Top of ear touches Browline. The skull protrudes slightly from ball at back of head. It's easy.