



COMMON FAULTS



Study these pictures. These are common faults. In number one nothing is related



Here the perspective and proportions of the houses are corrected to fit the figures.




All vertical lines must fall on the same horizon. In number two this is



corrected. Posts now relative in size. The figures had to be reduced. Much better!



If this house were correct we would see the distance over the mountain.



Therefore may be inevitable but it is always there for it is your own eye level.