

FRONT ART

FRONT ART

SIDE ART

SIDE ART

fold out

fold out-->

fold out-->

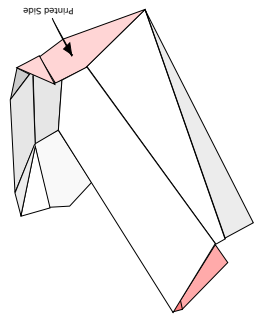
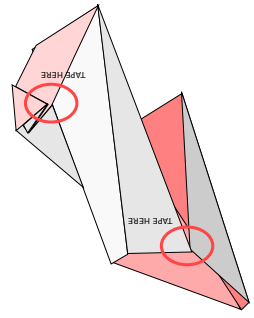
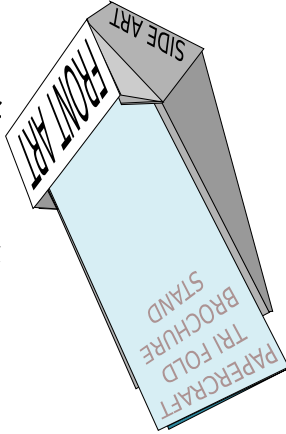
fold in

fold in

fold in

fold in

1. Print PDF on card stock with page resize/scaling turned "off"
2. Lightly score all fold lines using sharp blade or trace with ballpoint pen to crease
3. Cut and remove the 'cut off' sections
4. Fold according to fold guides and diagram, then attach sides and back with tape or adhesive dots



TAPE

FOLD