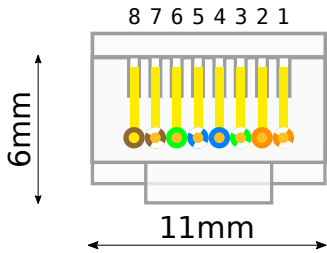
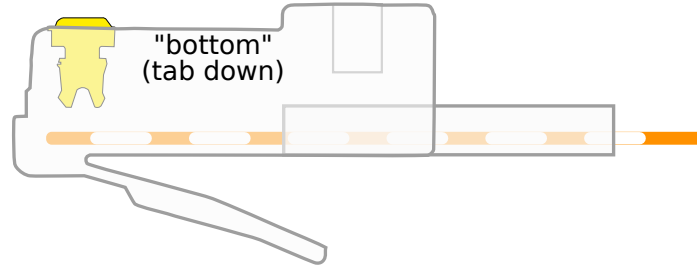


# RJ45 T568B wiring

Front



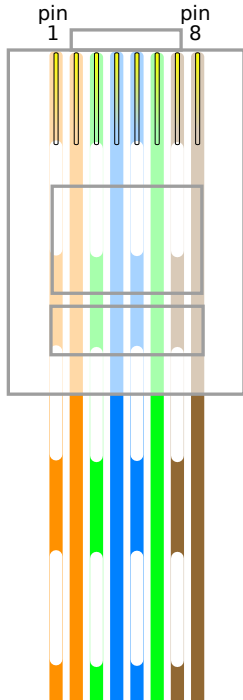
Left



Female



Bottom  
(tab down)



Pin	Pair	Color	Data & PoE	
1	2	white / orange	DB+	data received
2	2	orange	DB-	data received
3	3	white / green	DA+	data transmit
4	1	blue	Vdc+	feeding power (+) 0V
5	1	white / blue	Vdc+	feeding power (+) 0V
6	3	green	DA-	data received
7	4	white / brown	Vdc-	feeding power (-) 48V
8	4	brown	Vdc-	feeding power (-) 48V